
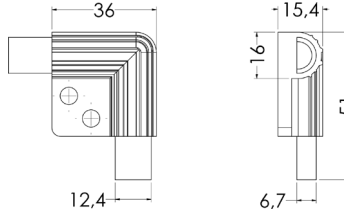

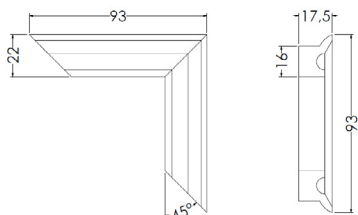

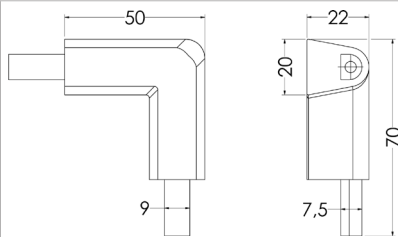

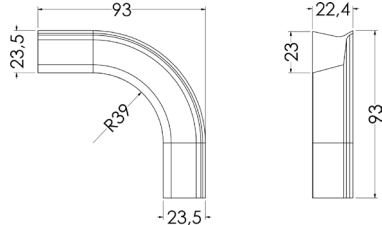

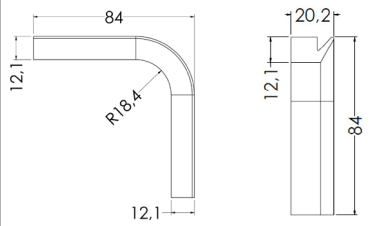

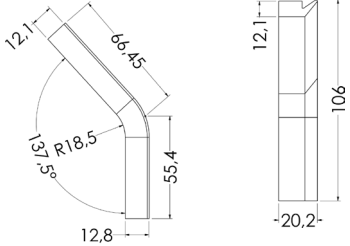

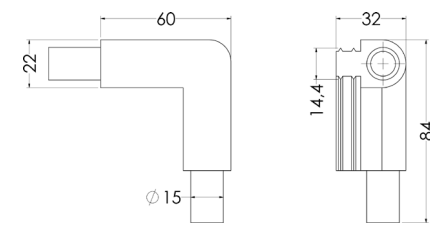

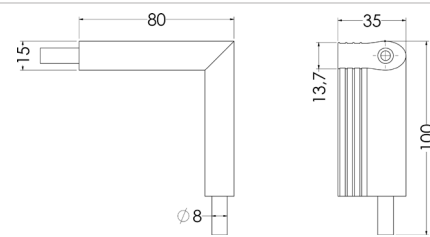

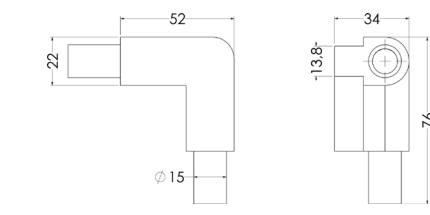

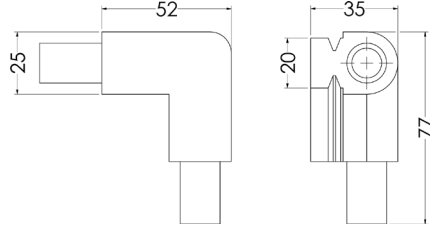

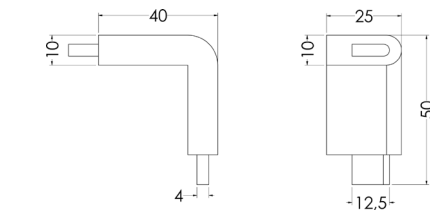

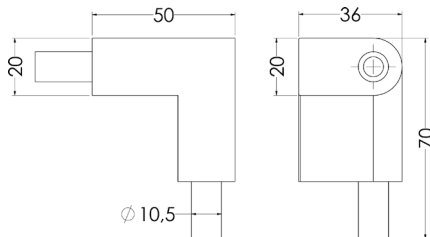




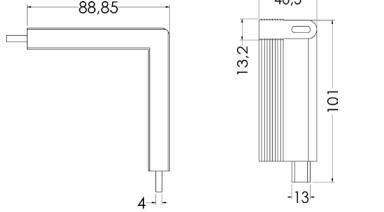
## Aplicações em Perfis

Altura	Largura da Base	Comprimento Útil	Utilização	Código Molde Reweflon	Imagem	Desenho
15,4mm	16mm	36 x 36mm	Atende ao Perfil RWP 348 Cantoneira Tipo "e", 90°	RW 638		
17,5mm	16mm	93 x 93mm	Atende ao Perfil RWP 687 Cantoneira Tipo Labial, 90°	RW 1040		
22mm	20mm	50 x 50mm	Atende ao Perfil RWP 150 Cantoneira Tipo Capela Vazado, 90°	RW 1106		
22,4mm	23mm	93 x 93mm	Atende ao Perfil RWP 1324 Cantoneira Tipo Labial, 90°	RW 1914		
20,2mm	12,1mm	84 x 84mm	Atende ao Perfil RWP 1333 Cantoneira Tipo Labial, 90°	RW 1915		
20,2mm	12,1mm	66,45 x 55,4mm	Atende ao Perfil RWP 1333 Cantoneira Tipo Labial, 137,5°	RW 1916		


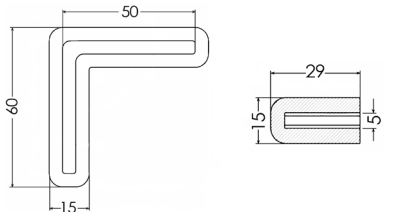

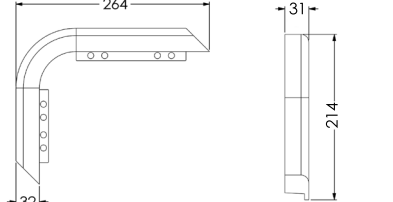
## Aplicações em Perfis

Altura	Largura da Base	Comprimento Útil	Utilização	Código Molde Reweflon	Imagem	Desenho
32mm	14,4mm	60 x 60mm	Atende ao Perfil RWP 958 Cantoneira Tipo Capela Vazado, 90°	RW 2067		
35mm	13,7mm	80 x 80mm	Atende ao Perfil RWP 606 Cantoneira Tipo Capela Vazado, 90°	RW 1339		
34mm	13,8mm	52 x 52mm	Atende ao Perfil RWP 102 Cantoneira Tipo Capela Vazado, 90°	RW 254		
35mm	20mm	52 x 52mm	Atende ao Perfil RWP 1311 Cantoneira Tipo Capela Vazado, 90°	RW 1893		
25mm	10mm	40 x 40mm	Atende ao Perfil RWP 1677 Cantoneira Tipo Capela Vazado, 90°	RW 2161		
36mm	20mm	50 x 50mm	Atende ao Perfil RWP 1771 Cantoneira Tipo Capela Vazado, 90°	RW 2297		

## Aplicações em Perfis

Altura	Largura da Base	Comprimento Útil	Utilização	Código Molde Reweflon	Imagem	Desenho
16mm	16mm	47 x 47mm	Atende aos Perfis RWP 910 e RWP 421 Cantoneira Tipo p, 90°	RW 1521		
40,5mm	13,2mm	88,85 x 88,85mm	Atende ao Perfil RWP 2346 Cantoneira Tipo Capela Vazado, 90°	RW 2054		

## Outras Aplicações

Altura	Largura da Base	Comprimento Útil	Utilização	Código Molde Reweflon	Imagem	Desenho
29mm	15mm	60 x 60mm	Diversas	RW 1491		
31mm	32mm	264 x 214mm	Cantoneira com Ferragens para Carrinho Transportador Automático, Lado Esquerdo, 90°	RW 2776		
31mm	32mm	264 x 214mm	Cantoneira com Ferragens para Carrinho Transportador Automático, Lado Direito, 90°	RW 2777	